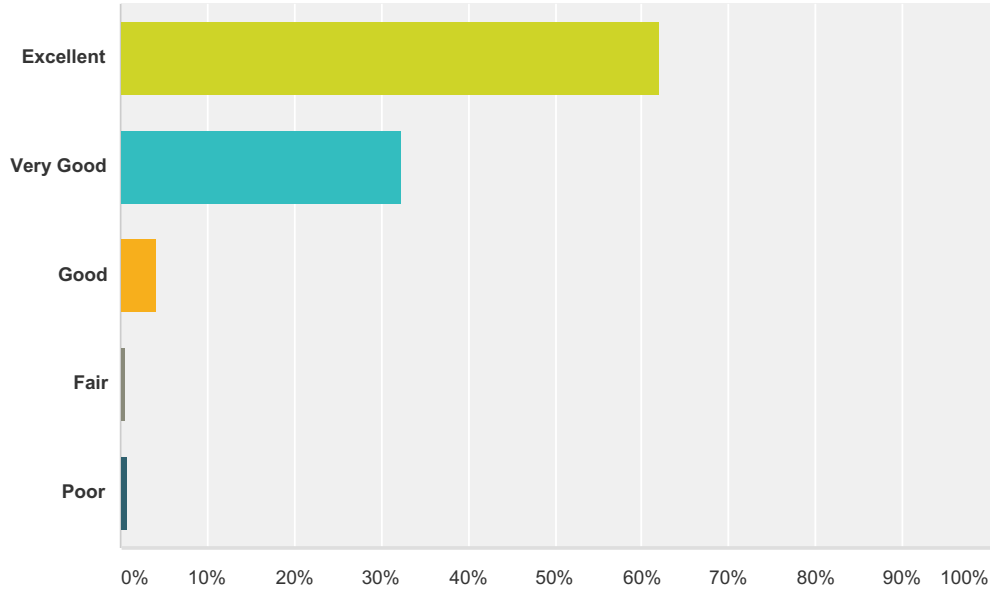


Q1 Please rate your overall experience at the 2016 National Sporting Clays Championship.

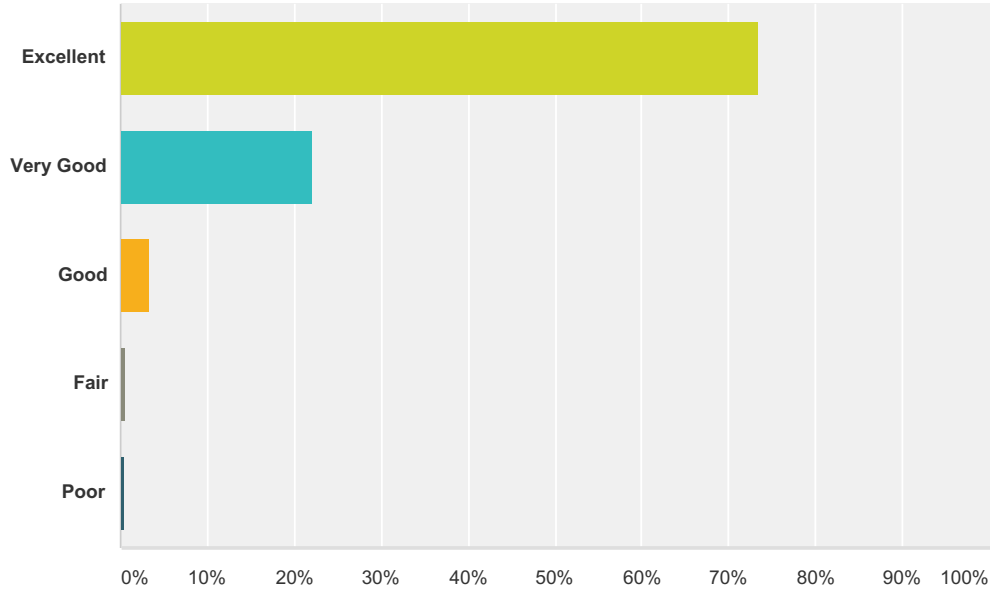
Answered: 753 Skipped: 2



Answer Choices	Responses
Excellent	62.02% 467
Very Good	32.40% 244
Good	4.12% 31
Fair	0.66% 5
Poor	0.80% 6
Total	753

Q2 Please rate the customer service you received from the National Shooting Complex staff.

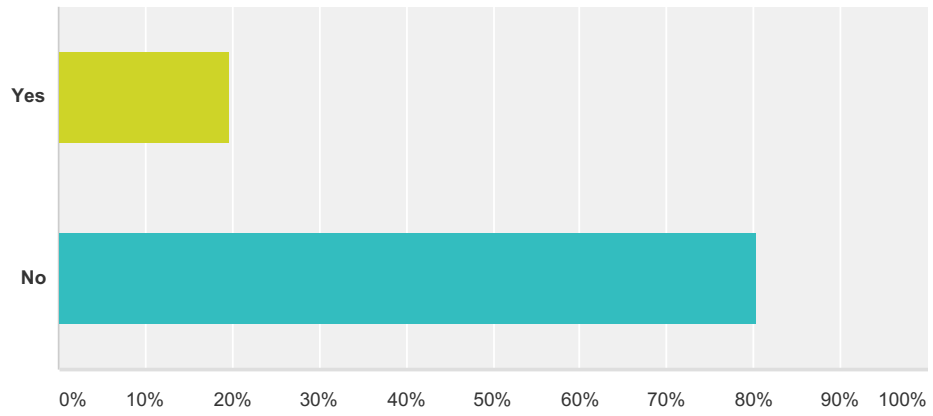
Answered: 748 Skipped: 7



Answer Choices	Responses
Excellent	73.53% 550
Very Good	22.19% 166
Good	3.34% 25
Fair	0.53% 4
Poor	0.40% 3
Total	748

Q3 Was this your first time at the National Championship?

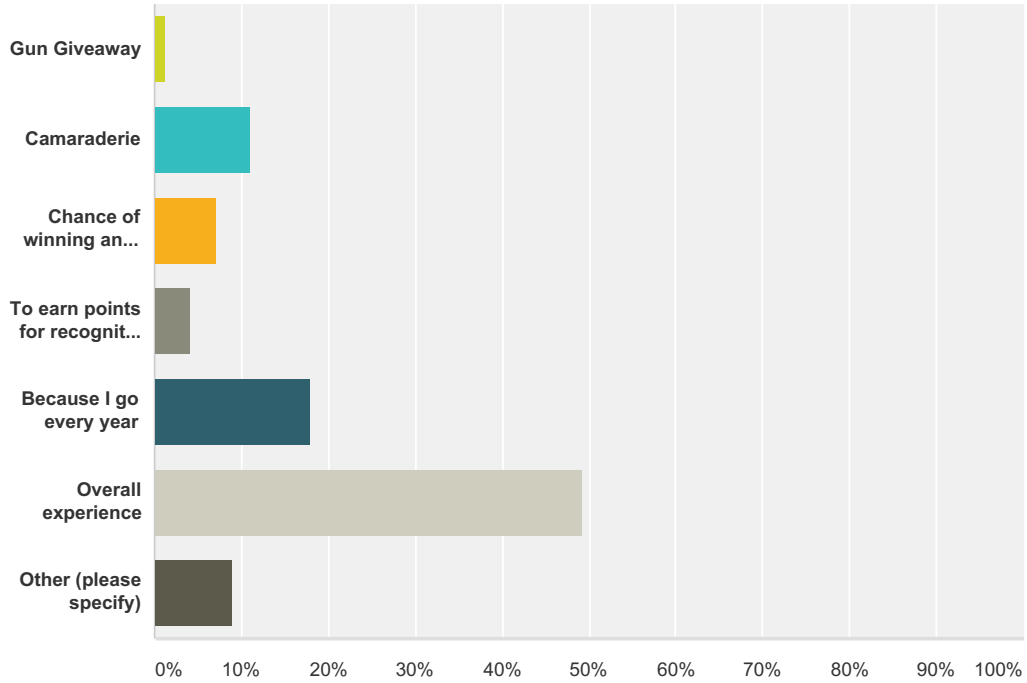
Answered: 752 Skipped: 3



Answer Choices	Responses	
Yes	19.68%	148
No	80.32%	604
Total		752

Q4 What was the MAIN factor that caused you to go to the National Championship this year?

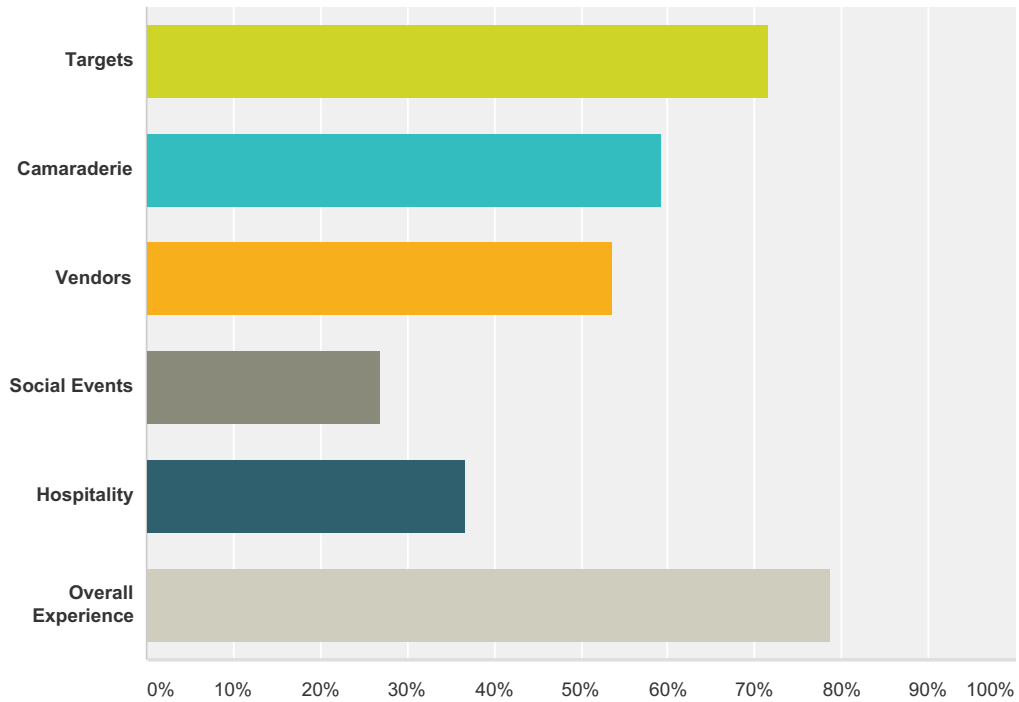
Answered: 754 Skipped: 1



Answer Choices	Responses
Gun Giveaway	1.19% 9
Camaraderie	11.01% 83
Chance of winning an award/medal	7.16% 54
To earn points for recognition programs	4.24% 32
Because I go every year	18.04% 136
Overall experience	49.34% 372
Other (please specify)	9.02% 68
Total	754

Q5 What did you like about the National Championship?(Check all that apply.)

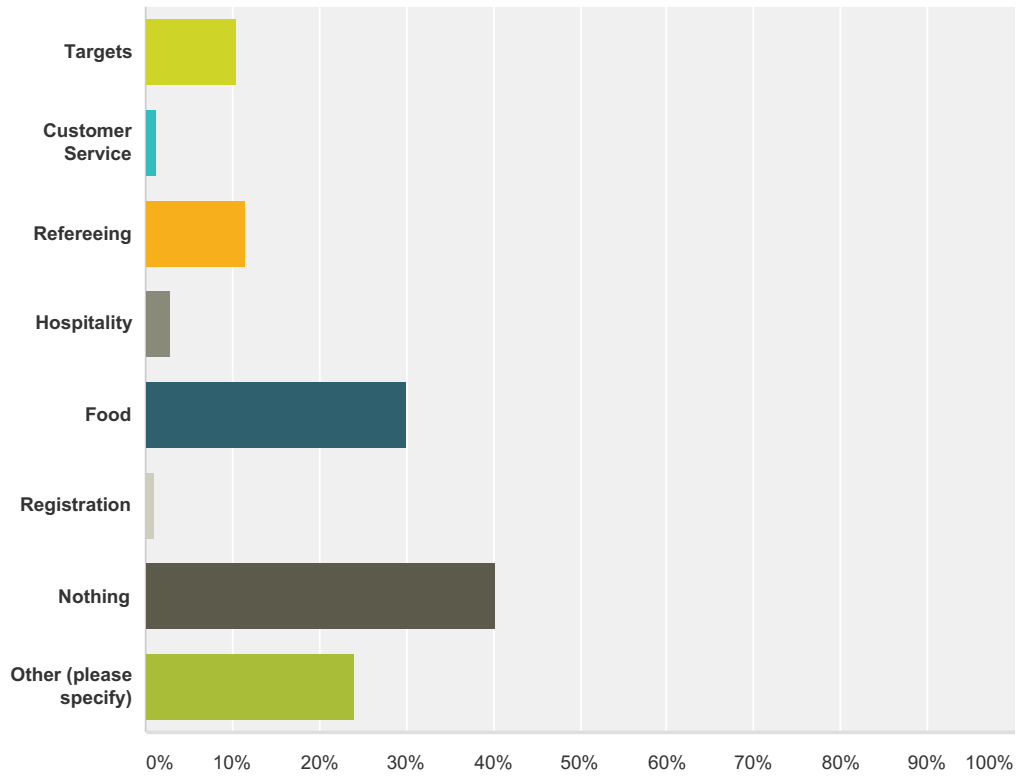
Answered: 748 Skipped: 7



Answer Choices	Responses	Count
Targets	71.52%	535
Camaraderie	59.36%	444
Vendors	53.61%	401
Social Events	27.01%	202
Hospitality	36.76%	275
Overall Experience	78.61%	588
Total Respondents: 748		

Q6 What could be improved upon at future shoots?

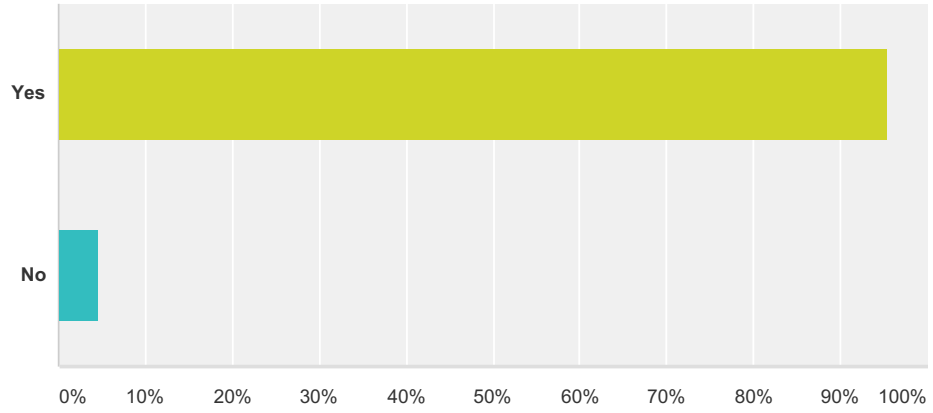
Answered: 743 Skipped: 12



Answer Choices	Responses
Targets	10.50% 78
Customer Service	1.21% 9
Refereeing	11.57% 86
Hospitality	2.96% 22
Food	30.15% 224
Registration	1.08% 8
Nothing	40.24% 299
Other (please specify)	24.09% 179
Total Respondents: 743	

Q7 Do you feel we do enough to keep you informed about the event beforehand, during, and after?

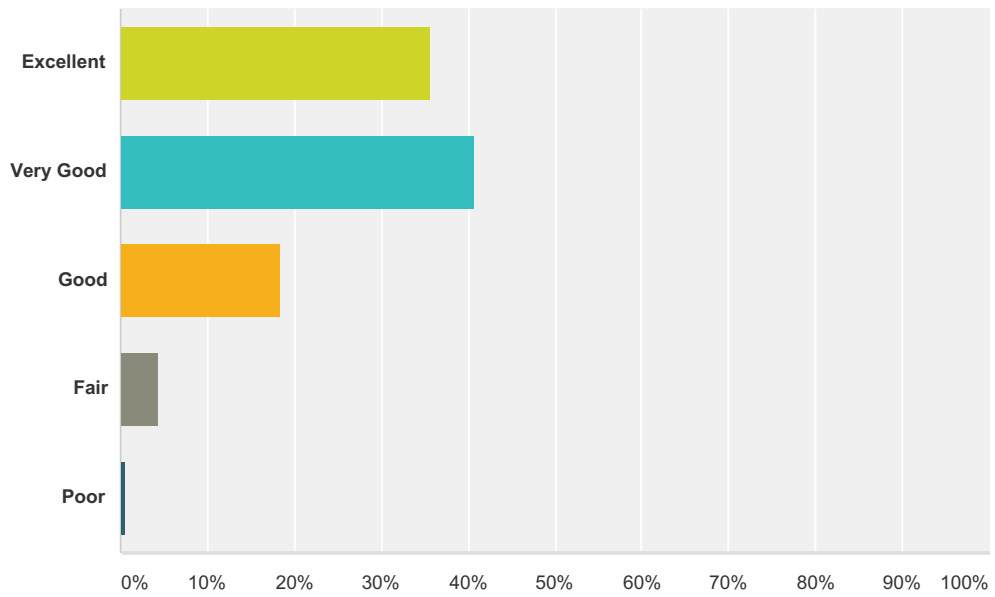
Answered: 743 Skipped: 12



Answer Choices	Responses
Yes	95.42% 709
No	4.58% 34
Total	743

Q8 Please rate the quality of refereeing you received throughout the shoot.

Answered: 749 Skipped: 6



Answer Choices	Responses
Excellent	35.78% 268
Very Good	40.72% 305
Good	18.42% 138
Fair	4.41% 33
Poor	0.67% 5
Total	749

2016 National Sporting Clays Championship Survey

Q9 How did our target setters do regarding CREATIVITY? Rating: E – Excellent V – Very Good G – Good F – Fair P - Poor

Answered: 750 Skipped: 5

	E	VG	G	F	P	N/A	Total
Red Course	36.72% 264	39.22% 282	15.86% 114	3.06% 22	0.83% 6	4.31% 31	719
Green Course	36.02% 259	40.47% 291	15.02% 108	3.20% 23	0.83% 6	4.45% 32	719
Yellow Course	35.61% 256	40.06% 288	15.44% 111	3.62% 26	0.83% 6	4.45% 32	719
Orange Course	36.08% 258	40.70% 291	14.27% 102	3.50% 25	0.98% 7	4.48% 32	715
K-Kup Course	35.38% 242	32.02% 219	13.01% 89	5.85% 40	3.22% 22	10.53% 72	684
FITASC	27.21% 151	23.06% 128	9.37% 52	2.52% 14	0.90% 5	36.94% 205	555
Super Sporting	36.29% 229	30.43% 192	10.78% 68	2.06% 13	0.48% 3	19.97% 126	631
5-Stand Event (A-E)	20.53% 100	14.78% 72	5.75% 28	0.62% 3	0.41% 2	57.91% 282	487
5-Stand Event (M-AA)	16.20% 86	21.28% 113	7.91% 42	4.90% 26	0.94% 5	48.78% 259	531
20 ga./SXS/Pump Gun Course	24.32% 134	22.32% 123	12.34% 68	2.36% 13	1.09% 6	37.57% 207	551
28 ga./410 Bore Course	24.28% 135	21.94% 122	9.35% 52	2.34% 13	1.26% 7	40.83% 227	556

Q10 How did our target setters do regarding DIFFICULTY? Rating: E – Excellent V – Very Good G – Good F – Fair P - Poor

Answered: 744 Skipped: 11

	E	VG	G	F	P	N/A	Total
Red Course	33.10% 235	39.15% 278	16.90% 120	4.79% 34	1.69% 12	4.37% 31	710
Green Course	34.60% 246	37.97% 270	17.58% 125	4.08% 29	1.27% 9	4.50% 32	711
Yellow Course	34.32% 244	37.13% 264	17.58% 125	4.50% 32	1.83% 13	4.64% 33	711
Orange Course	33.29% 236	37.80% 268	18.62% 132	3.95% 28	1.55% 11	4.80% 34	709
K-Kup Course	27.49% 188	31.58% 216	17.98% 123	7.02% 48	4.97% 34	10.96% 75	684

2016 National Sporting Clays Championship Survey

FITASC	26.31% 146	22.70% 126	10.27% 57	3.60% 20	0.72% 4	36.40% 202	555
Super Sporting	35.82% 221	26.90% 166	12.64% 78	3.73% 23	0.97% 6	19.94% 123	617
5-Stand Event (A-E)	19.46% 93	14.44% 69	6.07% 29	1.67% 8	0.00% 0	58.37% 279	478
5-Stand Event (M-AA)	15.84% 83	19.85% 104	10.88% 57	3.24% 17	0.57% 3	49.62% 260	524
20 ga./SXS/Pump Gun Course	20.47% 114	24.60% 137	12.75% 71	2.87% 16	1.08% 6	38.24% 213	557
28 ga./410 Bore Course	20.58% 114	21.12% 117	12.45% 69	3.43% 19	1.62% 9	40.79% 226	554

Q11 How did our target setters do OVERALL? Rating: E – Excellent V – Very Good G – Good F – Fair P - Poor

Answered: 742 Skipped: 13

	E	VG	G	F	P	N/A	Total
Red Course	40.99% 291	35.77% 254	14.51% 103	3.80% 27	0.70% 5	4.23% 30	710
Green Course	41.49% 295	34.60% 246	14.91% 106	3.80% 27	0.84% 6	4.36% 31	711
Yellow Course	40.65% 289	35.02% 249	14.49% 103	3.94% 28	1.55% 11	4.36% 31	711
Orange Course	41.18% 292	34.27% 243	14.81% 105	4.09% 29	0.99% 7	4.65% 33	709
K-Kup Course	35.40% 240	32.60% 221	13.27% 90	4.87% 33	2.80% 19	11.06% 75	678
FITASC	28.88% 160	22.38% 124	10.11% 56	2.89% 16	0.54% 3	35.20% 195	554
Super Sporting	36.55% 227	28.18% 175	12.08% 75	2.58% 16	0.48% 3	20.13% 125	621
5-Stand Event (A-E)	22.34% 109	12.91% 63	5.94% 29	0.82% 4	0.41% 2	57.58% 281	488
5-Stand Event (M-AA)	18.32% 98	18.50% 99	9.53% 51	3.36% 18	1.12% 6	49.16% 263	535
20 ga./SXS/Pump Gun Course	25.09% 138	24.36% 134	9.64% 53	2.55% 14	0.91% 5	37.45% 206	550
28 ga./410 Bore Course	24.46% 135	21.38% 118	9.78% 54	2.72% 15	1.09% 6	40.58% 224	552