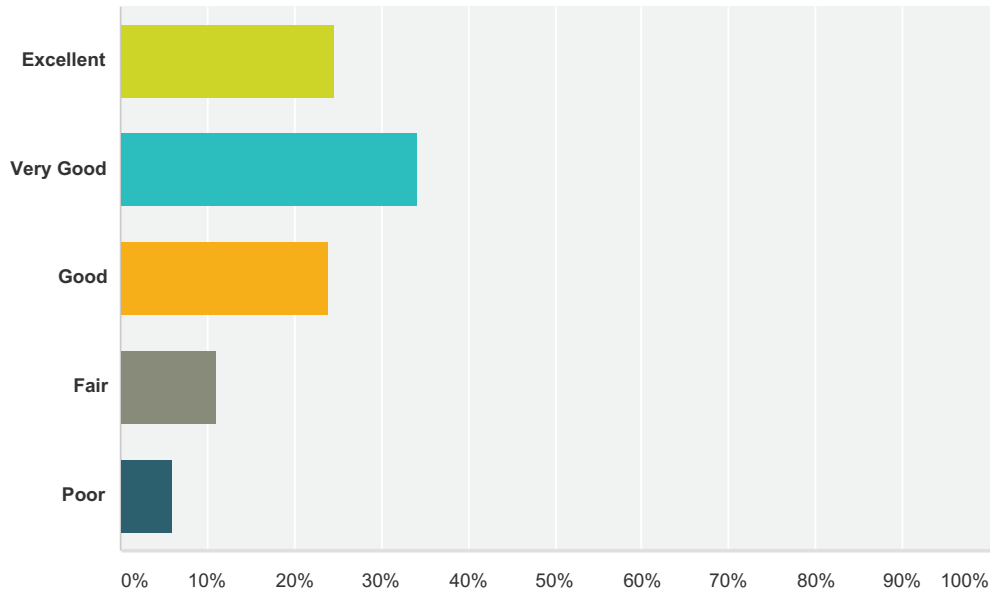




2017 World English Sporting Championship Survey

Q1 Please rate your overall experience at the 2017 World English Sporting Championship.

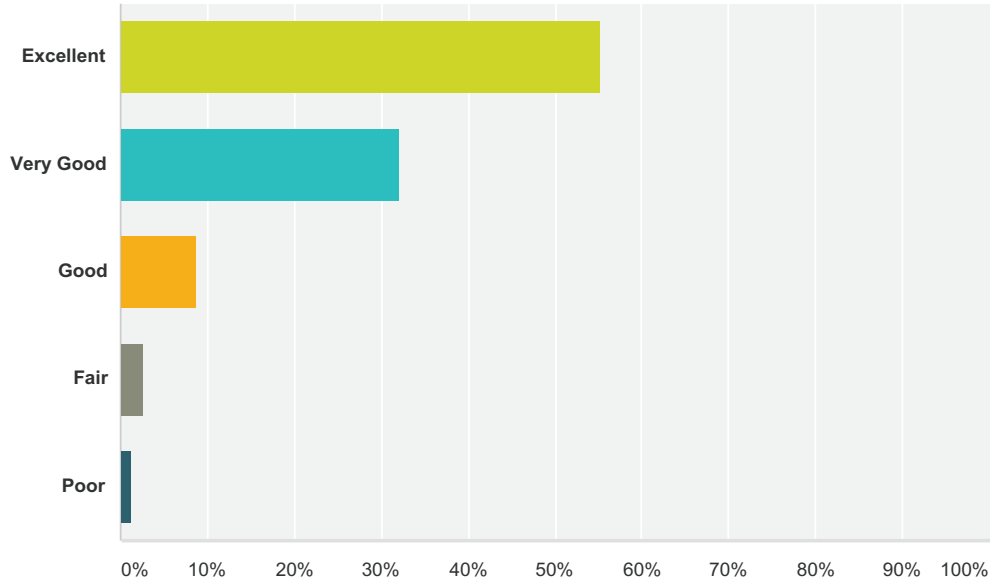
Answered: 342 Skipped: 0



Answer Choices	Responses
Excellent	24.56% 84
Very Good	34.21% 117
Good	23.98% 82
Fair	11.11% 38
Poor	6.14% 21
Total	342

Q2 Please rate the customer service you received from the National Shooting Complex staff.

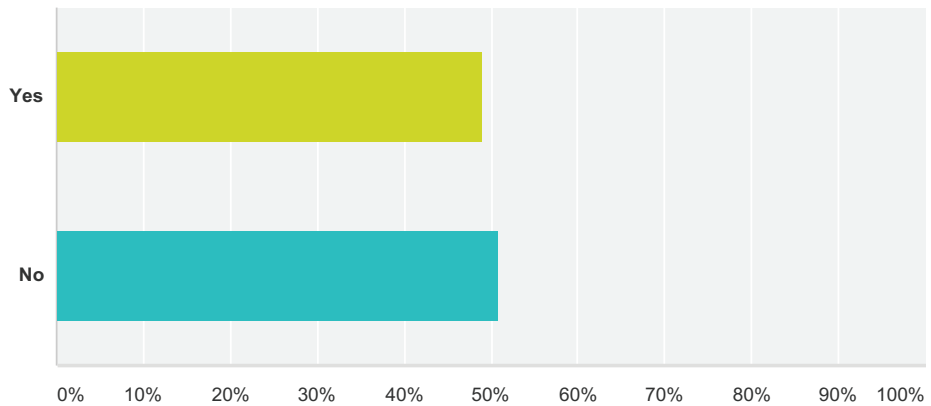
Answered: 342 Skipped: 0



Answer Choices	Responses
Excellent	55.26% 189
Very Good	32.16% 110
Good	8.77% 30
Fair	2.63% 9
Poor	1.17% 4
Total	342

Q3 Was this your first time at the World English?

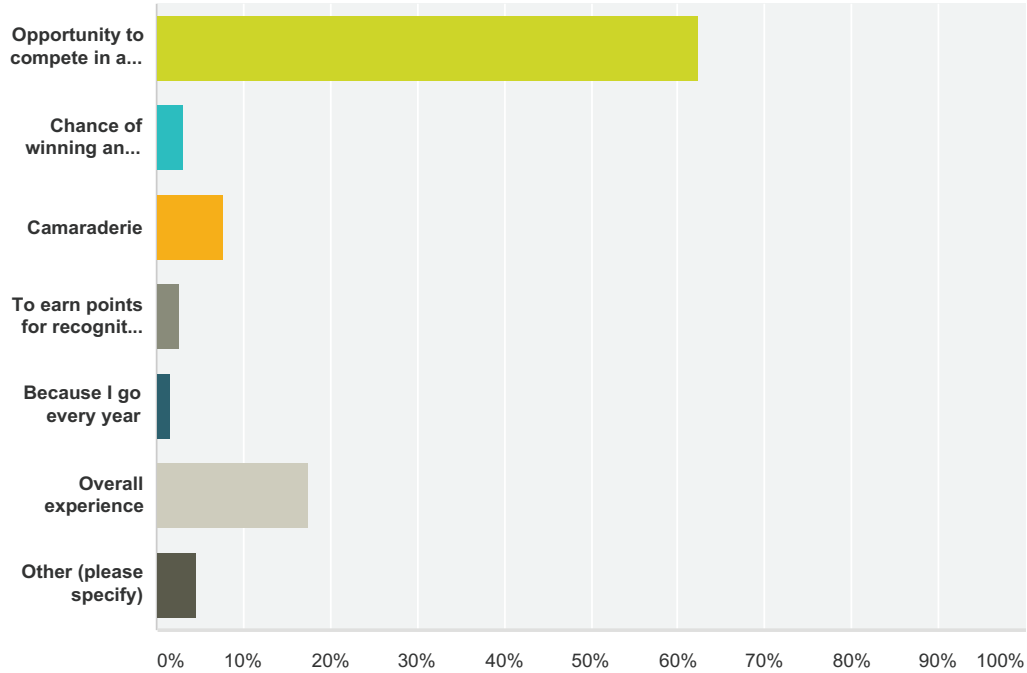
Answered: 341 Skipped: 1



Answer Choices	Responses
Yes	48.97% 167
No	51.03% 174
Total	341

Q4 What was the MAIN factor that caused you to go to the World English this year?

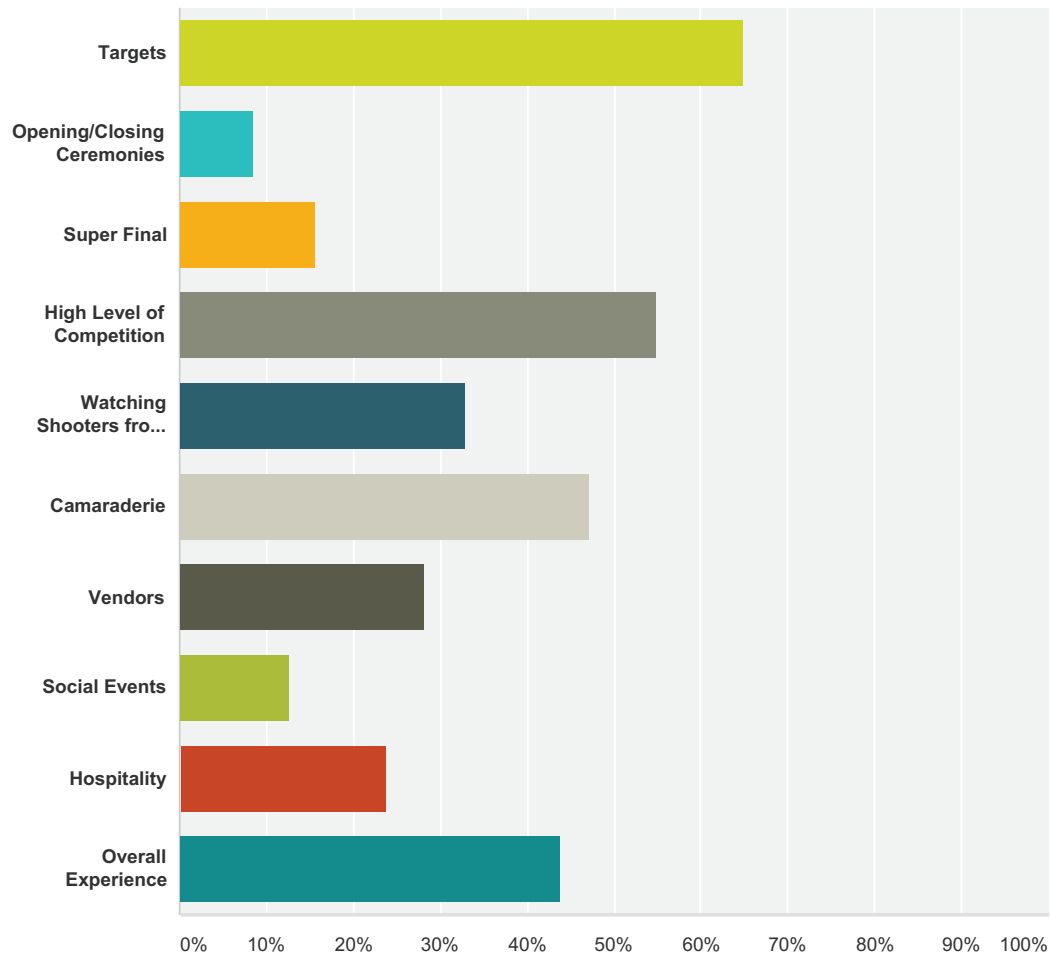
Answered: 341 Skipped: 1



Answer Choices	Responses
Opportunity to compete in a World Championship event	62.46% 213
Chance of winning an award/medal	3.23% 11
Camaraderie	7.62% 26
To earn points for recognition programs	2.64% 9
Because I go every year	1.76% 6
Overall experience	17.60% 60
Other (please specify)	4.69% 16
Total	341

Q5 What did you like about the World English?(Check all that apply.)

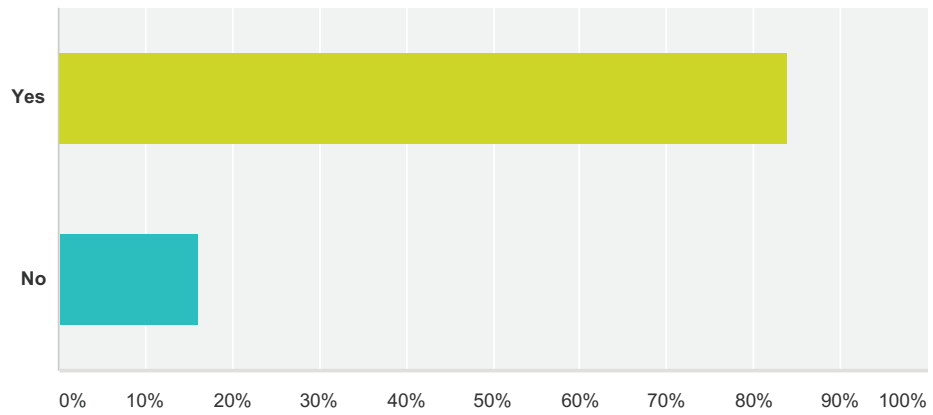
Answered: 337 Skipped: 5



Answer Choices	Responses
Targets	64.99% 219
Opening/Closing Ceremonies	8.61% 29
Super Final	15.73% 53
High Level of Competition	54.90% 185
Watching Shooters from Other Countries	32.94% 111
Camaraderie	47.18% 159
Vendors	28.19% 95
Social Events	12.76% 43
Hospitality	23.74% 80
Overall Experience	43.92% 148
Total Respondents: 337	

Q7 Do you feel we did enough to keep you informed before and during the event?

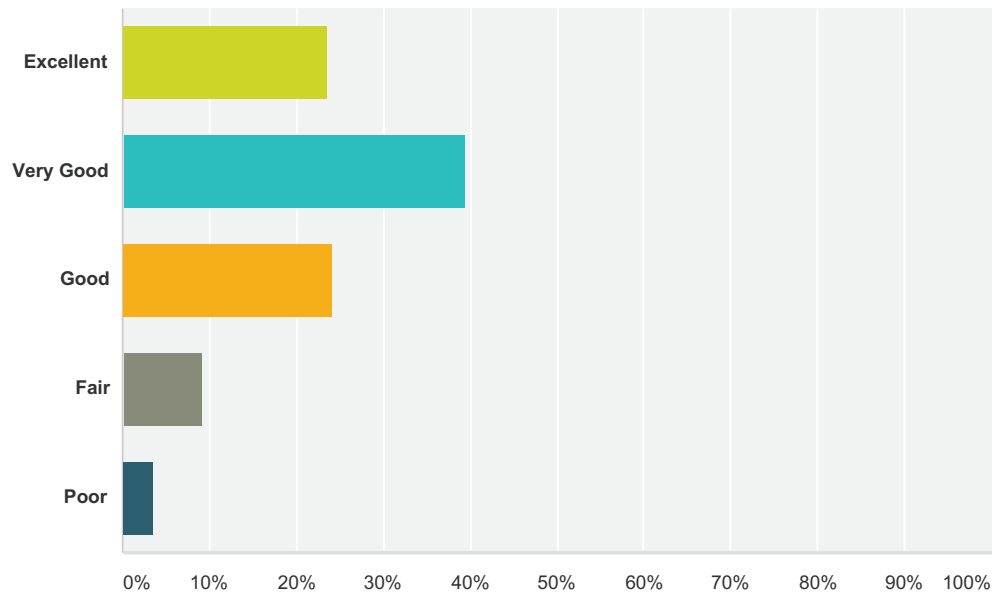
Answered: 337 Skipped: 5



Answer Choices	Responses
Yes	83.98% 283
No	16.02% 54
Total	337

Q8 Please rate the quality of refereeing you received throughout the shoot.

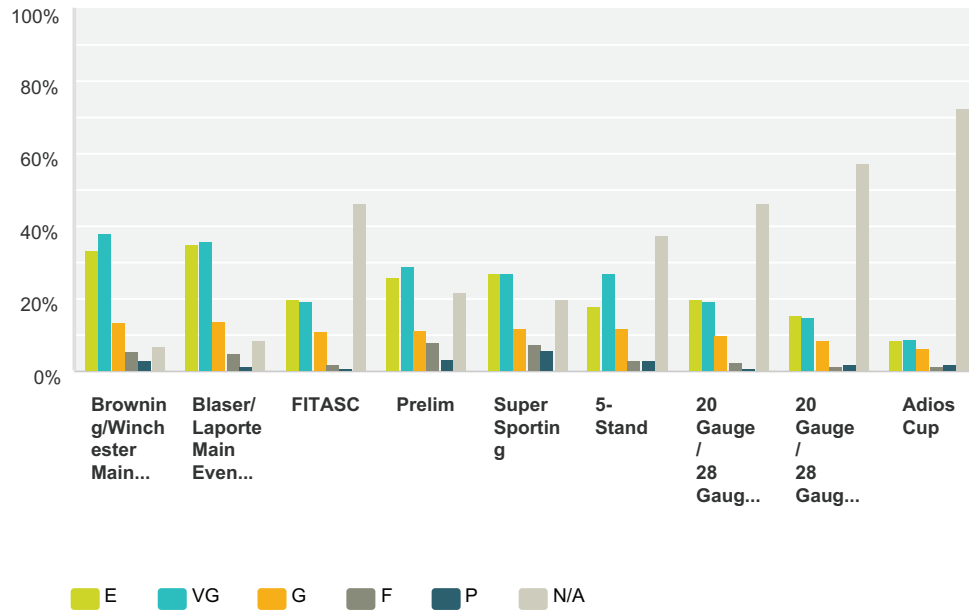
Answered: 339 Skipped: 3



Answer Choices	Responses
Excellent	23.60% 80
Very Good	39.53% 134
Good	24.19% 82
Fair	9.14% 31
Poor	3.54% 12
Total	339

Q9 How did our target setters do regarding CREATIVITY? Rating: E – Excellent V – Very Good G – Good F – Fair P - Poor

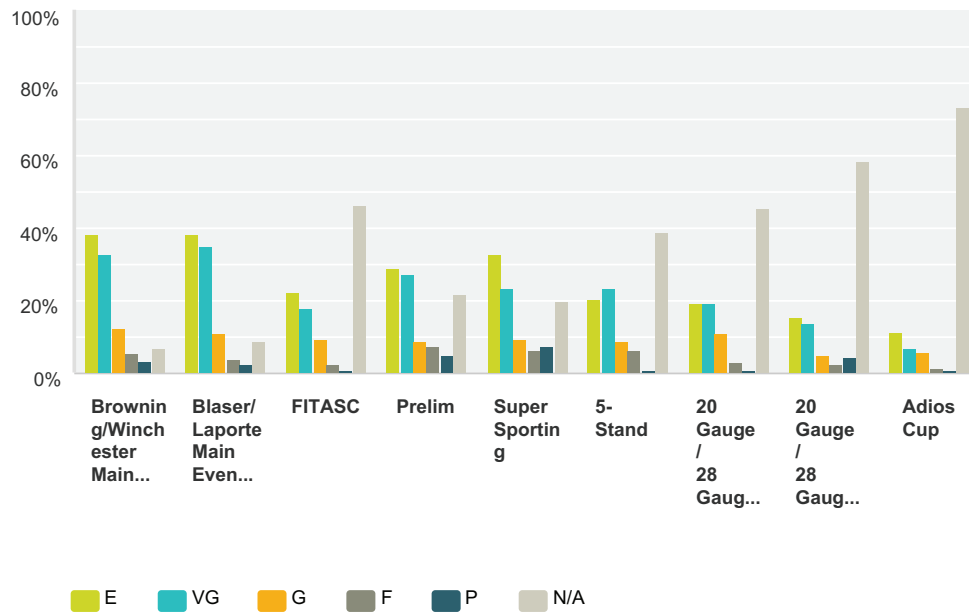
Answered: 342 Skipped: 0



	E	VG	G	F	P	N/A	Total
Browning/Winchester Main Event Course	33.33% 107	38.01% 122	13.40% 43	5.61% 18	2.80% 9	6.85% 22	321
Blaser/Laporte Main Event Course	35.24% 111	35.87% 113	13.97% 44	5.08% 16	1.27% 4	8.57% 27	315
FITASC	20.08% 50	19.68% 49	10.84% 27	2.01% 5	0.80% 2	46.59% 116	249
Prelim	26.16% 79	28.81% 87	11.59% 35	7.95% 24	3.31% 10	22.19% 67	302
Super Sporting	27.09% 81	27.09% 81	12.04% 36	7.69% 23	6.02% 18	20.07% 60	299
5- Stand	18.08% 49	26.94% 73	11.81% 32	2.95% 8	2.95% 8	37.27% 101	271
20 Gauge / 28 Gauge / .410 Bore	20.08% 50	19.68% 49	10.04% 25	2.41% 6	1.20% 3	46.59% 116	249
20 Gauge / 28 Gauge FITASC	15.25% 36	14.83% 35	8.47% 20	1.69% 4	2.12% 5	57.63% 136	236
Adios Cup	8.64% 19	9.09% 20	6.36% 14	1.36% 3	1.82% 4	72.73% 160	220

Q10 How did our target setters do regarding DIFFICULTY? Rating: E – Excellent V – Very Good G – Good F – Fair P - Poor

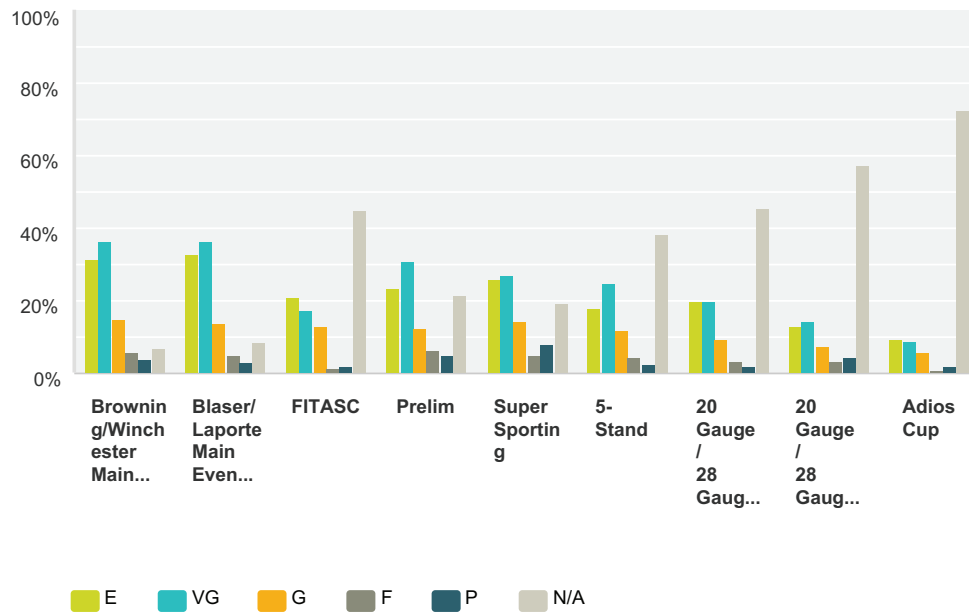
Answered: 340 Skipped: 2



	E	VG	G	F	P	N/A	Total
Browning/Winchester Main Event Course	38.44% 123	33.13% 106	12.50% 40	5.31% 17	3.44% 11	7.19% 23	320
Blaser/Laporte Main Event Course	38.61% 122	34.81% 110	11.08% 35	4.11% 13	2.53% 8	8.86% 28	316
FITASC	22.75% 58	18.04% 46	9.41% 24	2.35% 6	1.18% 3	46.27% 118	255
Prelim	29.23% 83	27.46% 78	9.15% 26	7.39% 21	4.93% 14	21.83% 62	284
Super Sporting	32.88% 96	23.63% 69	9.59% 28	6.51% 19	7.53% 22	19.86% 58	292
5- Stand	20.68% 55	23.68% 63	9.02% 24	6.39% 17	1.13% 3	39.10% 104	266
20 Gauge / 28 Gauge / .410 Bore	19.60% 49	19.60% 49	10.80% 27	3.20% 8	1.20% 3	45.60% 114	250
20 Gauge / 28 Gauge FITASC	15.38% 36	14.10% 33	5.13% 12	2.56% 6	4.27% 10	58.55% 137	234
Adios Cup	11.52% 25	6.91% 15	5.99% 13	1.38% 3	0.92% 2	73.27% 159	217

**Q11 How did our target setters do
OVERALL? Rating: E – Excellent V
– Very Good G – Good F – Fair
..... P - Poor**

Answered: 340 Skipped: 2



	E	VG	G	F	P	N/A	Total
Browning/Winchester Main Event Course	31.66% 101	36.68% 117	15.05% 48	5.96% 19	3.76% 12	6.90% 22	319
Blaser/Laporte Main Event Course	33.23% 104	36.42% 114	14.06% 44	4.79% 15	3.19% 10	8.31% 26	313
FITASC	21.03% 53	17.46% 44	13.10% 33	1.59% 4	1.98% 5	44.84% 113	252
Prelim	23.39% 69	30.85% 91	12.54% 37	6.44% 19	5.08% 15	21.69% 64	295
Super Sporting	26.12% 76	26.80% 78	14.43% 42	4.81% 14	8.25% 24	19.59% 57	291
5-Stand	17.84% 48	24.91% 67	11.90% 32	4.46% 12	2.60% 7	38.29% 103	269
20 Gauge / 28 Gauge / .410 Bore	19.92% 49	19.92% 49	9.35% 23	3.25% 8	2.03% 5	45.53% 112	246
20 Gauge / 28 Gauge FITASC	12.93% 30	14.66% 34	7.33% 17	3.45% 8	4.31% 10	57.33% 133	232
Adios Cup	9.63% 21	9.17% 20	5.96% 13	0.92% 2	1.83% 4	72.48% 158	218